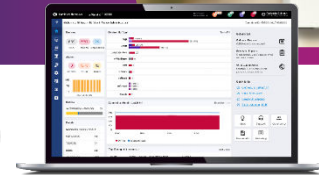


# XV2-2T1 Wi-Fi 6 Outdoor Access Point

802.11ax Dual-Radio, 2x2, 120° Sector Antenna, Long-Range

## XV2-2T1 Wi-Fi 6 Outdoor AP Quick Look

- Dual-radio 802.11ax
- 2.5 GbE uplink Ethernet
- 1 GbE with power out
- Outdoor IP67 rated, -40°C to 65°C
- High-efficiency 120° sector antenna



### Outdoor Wi-Fi 6 Designed for Greater Range and Speed

The XV2-2T1 is a dual radio Wi-Fi 6 access point (AP) designed for outdoor deployments in campus networks, smart city deployments, public venues, and industrial applications. Its high-efficiency antennas deliver superior long-range coverage up to 1 km distance or more, significantly reducing the amount of equipment needed to cover large outdoor areas.

The XV2-2T1 delivers 48VDC PoE or Cambium 30VDC power out via the secondary gigabit Ethernet port. This is ideal for connecting the XV2-2T1 to any IP and Ethernet device, such as a security IP camera, another Wi-Fi access point, or Cambium fixed wireless subscriber modules.

For outdoor deployments, the IEEE 802.11ax standard delivers greater range by boosting the RF frame preamble by 3dB and improved signal quality with increased guard interval vs previous Wi-Fi technology. The XV2-2T1 is fully backward compatible with existing Wi-Fi technology and prepares a network for higher growth and greater density of Wi-Fi connected devices.

### Cloud or On-Premises Management

The XV2-2T1 is supported by Cambium's ONE Network enterprise architecture managed by the cnMaestro™ Network Management System. cnMaestro uses a distributed intelligence architecture with cloud-first management and edge-intelligent Wi-Fi that self-optimizes for the RF environment. cnMaestro delivers a single-pane-of-glass management experience for enterprise Wi-Fi APs, cnMatrix™ Ethernet Switches, NSE Security Appliance/SD-WAN Firewall, service provider residential routers, and Cambium's fixed wireless broadband and fiber.

## XV2-2T1 Wi-Fi 6 Outdoor Access Point

Access Point Specifications	
<b>Radios</b>	<b>5 GHz:</b> 802.11 a/n/ac, 2x2 <b>2.4 GHz:</b> 802.11 b/g/n/ax, 2x2 BLE 4.1
<b>Wi-Fi</b>	802.11 a/b/g/n/ac/ax
<b>SSID Security</b>	WPA3-AES, WPA3-Enterprise, WPA2 (CCMP, AES, 802.11i), WPA2-Enterprise (802.1X/EAP), OSEN, OWE, Open
<b>Ports</b>	1 x IEEE 100/1000/2500 Mbps 1 x IEEE 10/100/1000 Mbps Ethernet with SW configurable passive PoE output of 30V or 48V up to 30 watts
<b>Antenna Gain</b>	<b>5 GHz:</b> 13.5 dBi, sector <b>2.4 GHz:</b> 11 dBi, sector
<b>Antenna Detail</b>	<b>2.4 &amp; 5 GHz:</b> 90° @ -3dB; 120° @ -6dB, 2° downtilt
<b>Max EIRP*</b>	<b>5 GHz:</b> 36 dBm <b>2.4 GHz:</b> 36 dBm
<b>Max PHY Rate</b>	<b>5 GHz radio:</b> 1,201 Mbps <b>2.4 GHz radio:</b> 573.5 Mbps
<b>Filter LTE Band</b>	38, 40
<b>FCC</b>	Ch 1–11, 36–48, 52–64, 100–144, 149–165
<b>ISED</b>	Ch 1–11, 36–48, 52–64, 100–116, 149–165
<b>ETSI*</b>	Ch 1–13, 36–64, 52–64, 100–140, 149–173
<b>ROW*</b>	Ch 1–14, 36–48, 52–64, 100–144, 149–177
<b>Power</b>	Max power 20W, 802.3at powered device Up to 50W when powering an auxiliary device
<b>Dimensions</b>	582 mm x 200 mm x 80 mm (22.91 in x 7.87 in x 3.15 in)
<b>Weight</b>	2,700 g (5.95 lb)
<b>Security</b>	Kensington lock slot
<b>Mount Options</b>	Pole or wall mounting. Pole diameter: Minimum 30 mm / maximum 75 mm
<b>Ambient Operation Temperature</b>	-40°C to 65°C (-40°F to 149°F)
<b>Storage Temperature</b>	-40°C to 70°C (-40°F to 158°F)
<b>Humidity</b>	95% RH non-condensing
<b>MTBF</b>	@25°C = 674,966 hours @65°C = 197,106 hours
<b>LEDs</b>	Multi-color status LEDs
<b>Certifications (Compliance)</b>	Wi-Fi Alliance 802.11 a/b/g/n/ac/ax, FCC, IC, CE, EN 60601-1-2, EN 60950-1, IEC 62368-1 Safety, EN 60601-1-2 Medical, EN 61000-4-2/3/5 Immunity, EN 50121-1 Railway EMC, EN 50121-4 Railway Immunity, IEC 61373 Railway Shock & Vibration, EN 62311 Human Safety/RF Exposure, WEEE & RoHS

\*Individual country limits may apply.

### Standards

<b>Wi-Fi Protocols</b>	VHT MCS rates, 16/64/256/1024-QAM, 20/40/80 MHz TWT, Long OFDM Symbol, Transmit beamforming, Airtime Fairness, AMSDU, AMPDU, RIFS, STBC, LDPC, MIMO Power Save, MRC, BPSK, QPSK, CCK, DSSS, OFDM, OFDMA, UL/DL MU-MIMO IEEE 802.11 a/ac/ax/b/d/e/g/h/i/k/n/r/u/v/w
------------------------	--

## XV2-2T1 Wi-Fi 6 Outdoor Access Point

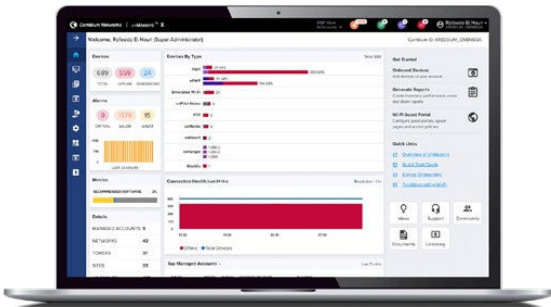
### Network Specifications

<b>Operational Modes</b>	Controllerless standalone Cloud or on-premises cnMaestro	<b>RF Management</b>	Multi-modal RF optimization supporting Auto-RF for dynamic channel selection and dynamic power adjustment configured via cnMaestro, performed in the intelligent edge AP.  RF monitor with channel utilization/ packet error rate / interference.
<b>WLAN</b>	1,024 concurrent clients per AP 16 SSIDs per AP	<b>Band Steering</b>	Yes
<b>Security Authentication Encryption</b>	Open, WPA2-AES with PSK, ePSK and Enterprise WPA3 with PSK (WPA3-SAE), ePSK, Enterprise, Enterprise-CNSA, OWE (Enhanced Open) OSEN and PMF (802.11 W) MAC authentication with local database or external database using RADIUS protocol 802.1X with EAP-TTLS, EAP-TLS / MSCHAPv2, PEAPv0 / PEAPv1 / EAP-PEAP / EAP-SIM/AKA/KA/FAST Hotspot WEB authentication	<b>Mesh</b>	Multi-hop, either band
<b>Wi-Fi Quality of Service</b>	WMM (packet marking either with 802.1p or IP DSCP), WMM-PS, U-APSD  Multicast to unicast conversion	<b>Scheduled WLAN</b>	On/off by day, week, time of day
<b>Service Availability</b>	Critical network resource monitor with SSID shutdown	<b>Data Limit</b>	Client bitrate/time/throughput limit per SSID
<b>Fast Roaming</b>	802.11k/r/v OKC, cnMaestro-assisted roam	<b>Network</b>	LACP (802.3ad), TCP connection log, NAT logging firewall, DHCP server, VLAN pooling, RADIUS attribute, VID VLAN per SSID per user, ePSK with VLAN assignment per PSK.  LLDP, IGMP v1, v2
<b>Guest Access/ Captive Portal*</b>	cnMaestro-hosted EasyPass portal Multiple authentication methods supported to onboard guest user: <ul style="list-style-type: none"> <li>• Radius-based authentication</li> <li>• Click-through with simple terms and conditions acceptance</li> <li>• Social login using Google®, Facebook®</li> <li>• SMS-based authentication (X)</li> <li>• Voucher-based access</li> <li>• Microsoft® Azure AD and Google Workspace® (X)</li> <li>• Sponsored guest access (X)</li> <li>• Self-registration access (X)</li> </ul> cnMaestro API support for external captive portal integration 802.11u, Hotspot 2.0	<b>Network Tools</b>	Wired and wireless remote packet capture, logging, WAN speed test, ZapD, remote network connectivity tools
<b>Accounting</b>	RADIUS accounting, load balancing AAA servers, Dynamic Authorization COA, DM	<b>Tunnel</b>	L2TPv2, L2GRE, PPPoE
<b>API</b>	RESTful management and statistics API via cnMaestro X, Presence location push APIs	<b>IP</b>	IPv4, IPv6
		<b>VLAN</b>	802.11Q, max 4096
		<b>Management interfaces</b>	HTTP / HTTPS web interface, SSH, Telnet
		<b>Security</b>	Rogue AP detection and termination, WIDs/WIPs, DoS protection  L2–L7 firewall with application visibility(X) & control(X), DNS based access control(X).  ACL and AirCleaner tools
		<b>Services</b>	Wi-Fi Calling control, NTP, Syslog, DNS proxy, auto-off on WAN failure, SNMP traps, SNMPv1, SNMPv2c, SNMPv3

\*X Features available under cnMaestro X

## XV2-2T1 Wi-Fi 6 Outdoor Access Point

### Management



**cnMaestro** uses a distributed intelligence architecture with cloud-first management and edge-intelligent APs that self-optimize for the RF environment. cnMaestro delivers a single pane-of-glass management for Cambium broadband fixed wireless, cnMatrix Ethernet Switches, enterprise-grade Wi-Fi APs, NSE Service Edge, and residential service provider routers.

cnMaestro can be deployed on cloud or on-premises via a virtual machine.

To serve a growing market for advanced management and services functionality, Cambium Networks offers cnMaestro in two management tiers:

#### cnMaestro X

Paid subscription that includes:

- Advanced device management capabilities
- Deep packet inspection (DPI) application visibility and Control for 2,400+ apps
- RESTful management and statistics API
- Presence location push APIs
- Graphic reports
- Webhooks
- Cambium Care Pro for 24x7 technical support
- Accelerated access to L2 engineers and regular software updates

#### Assists

- Assesses the network's configuration and identifies weak security settings and proposes a fix to ensure the network configuration is up to the top security industry standards

#### cnMaestro Essentials

License-free cloud management that delivers a disruptive total cost of ownership (TCO) for organizations of all sizes. Includes EasyPass for OneClick or voucher-based connection as well as WiFi4EU access.

#### X Assurance

- Helps to quickly identify network-wide connectivity issues by isolating every element of the client's lifecycle, either radio or network related
- Gives an overview quality index of the network and highlights each element's contribution to easily identify the worst offender
- Provides insight of probable causes and proposes fixes for the administrator to apply
- Provides individual client connectivity visibility throughout the entire lifecycle of its connection to easily identify each connection's result and highlight the failure reason, should there be any

#### EasyPass Portal with Additional Options

- Self-registration: Form-based access
- Sponsored guest: Guest ambassador-based access
- Paid access: Monetize the Wi-Fi access
- Microsoft Azure: Corporate user login
- Google Login: Web login using Google accounts

Find out more about  
cnMaestro

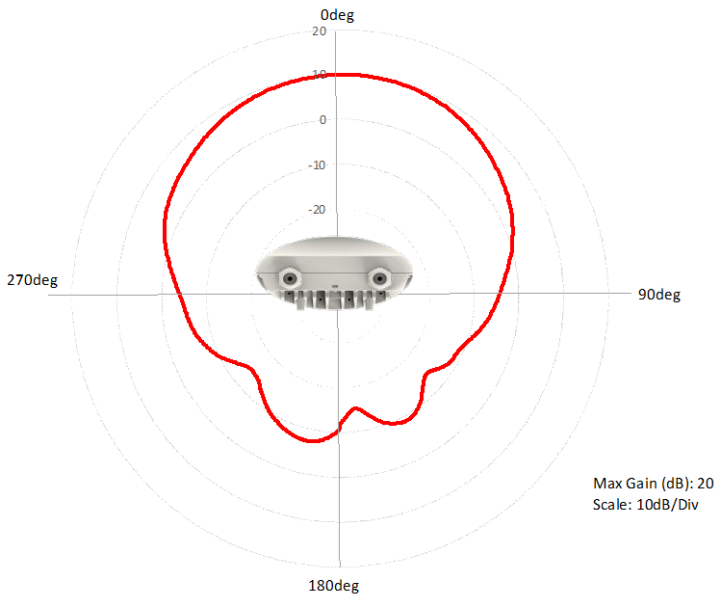
### XV2-2T1 Wi-Fi 6 Outdoor Access Point



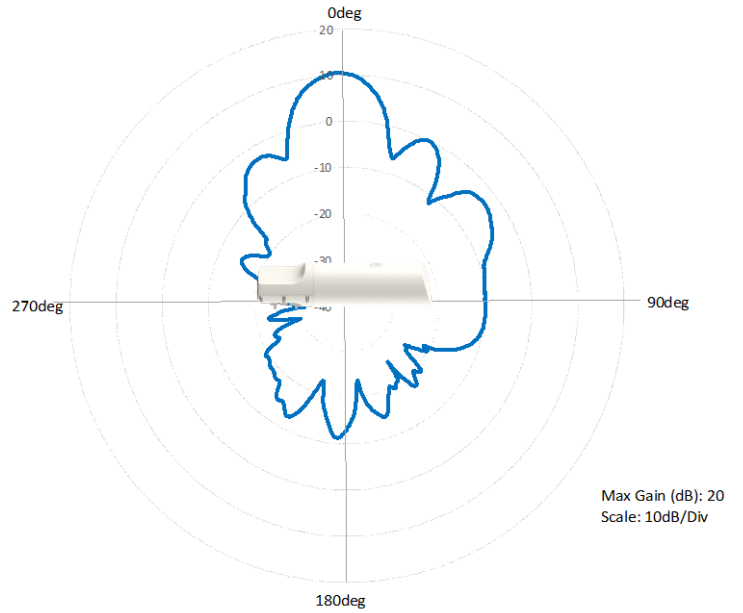
# XV2-2T1 Wi-Fi 6 Outdoor Access Point

## Antenna Patterns

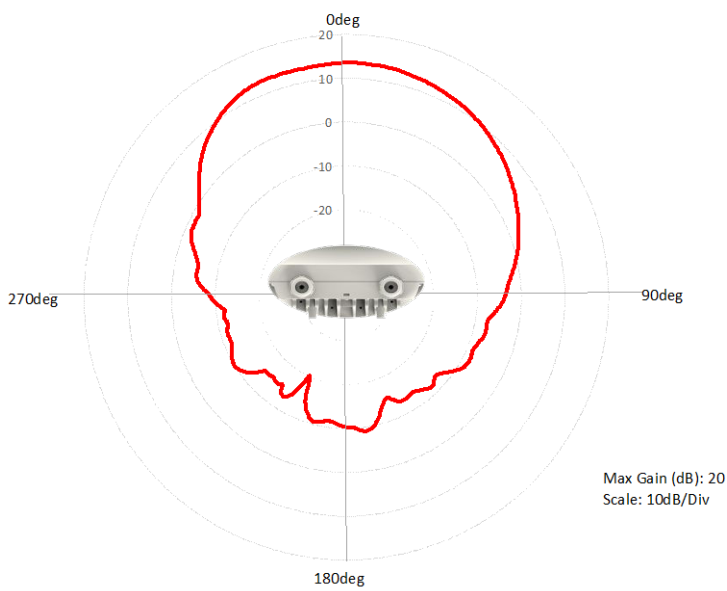
### 2.4 GHz Azimuth



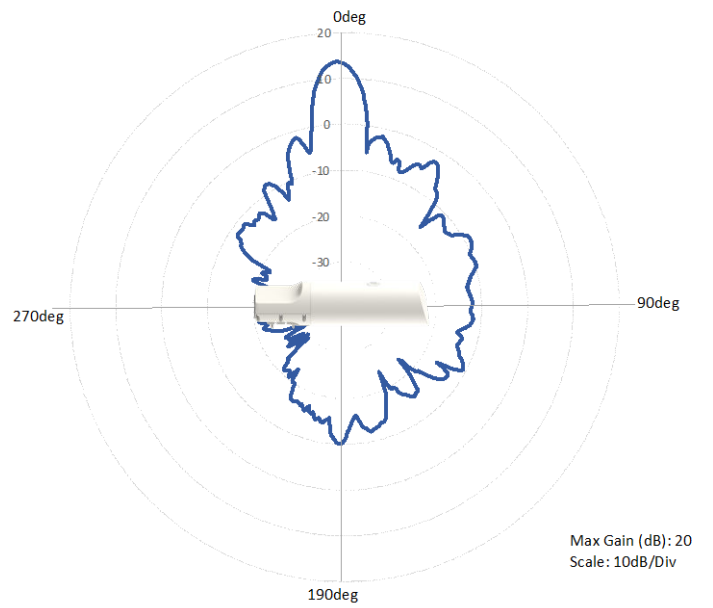
### 2.4 GHz Elevation



### 5 GHz Azimuth



### 5 GHz Elevation



## XV2-2T1 Wi-Fi 6 Outdoor Access Point

### Ordering Information

Regulatory Model	XV2-2T1
XV2-2T1XA00-US	XV2-2T1 Dual-Radio Wi-Fi 6. Outdoor (FCC) 802.11ax 2x2, 120° Sector, US
XV2-2T1XA00-CA	XV2-2T1 Dual-Radio Wi-Fi 6. Outdoor (IC) 802.11ax 2x2, 120° Sector, CA
XV2-2T1XA00-EU	XV2-2T1 Dual-Radio Wi-Fi 6. Outdoor (ETSI) 802.11ax 2x2, 120° Sector, EU
XV2-2T1XA00-RW	XV2-2T1 Dual-Radio Wi-Fi 6. Outdoor 802.11ax 2x2, 120° Sector, RW
C000000L141A	PoE, 60W, 56V, 10GbE DC Injector, Indoor, Energy Level 6 Supply, accepts C5 connector
N000000L034B	PoE injector, 30.5W, 56V, 5GbE DC Injector, Indoor, Energy Level 6 Supply, accepts C5 connector
N000900L031A	AC line cord, US Type B, 720 mm, C5 connector
N000900L032A	AC line cord, EU Type F angled, 720 mm, C5 connector
N000900L033A	AC line cord, UK Type G angled, 720 mm, C5 connector
N000900L034A	AC line cord, BR Type N, 720 mm, C5 connector
N000900L011A	AC line cord, AU Type I, 720 mm, C5 connector
N000900L012A	AC line cord, IN Type D angled, 720 mm, C5 connector
N000900L013A	AC line cord, AR Type I, 720 mm, C5 connector
N000900L015A	AC line cord, CN Type I, 720 mm, C5 connector
N000900L048A	AC line cord, ZA Type M angled, 720 mm, C5 connector

### cnMaestro X Ordering Information

MSX-SUB-XV2-2T1-1	cnMaestro X for Enterprise: Advanced management and includes Cambium Care Pro Support; 1-year term
MSX-SUB-XV2-2T1-3	cnMaestro X for Enterprise: Advanced management and includes Cambium Care Pro Support; 3-year term
MSX-SUB-XV2-2T1-5	cnMaestro X for Enterprise: Advanced management and includes Cambium Care Pro Support; 5-year term

### Cambium Care Ordering Information

CCADV-SUP-XV2-2T1-1	Cambium Care Advanced, 1-year support for one XV2-2T1 Wi-Fi 6 AP. 24x7 TAC support, SW updates, and NBD advance replacement for HW
CCADV-SUP-XV2-2T1-3	Cambium Care Advanced, 3-year support for one XV2-2T1 Wi-Fi 6 AP. 24x7 TAC support, SW updates, and NBD advance replacement for HW
CCADV-SUP-XV2-2T1-5	Cambium Care Advanced, 5-year support for one XV2-2T1 Wi-Fi 6 AP. 24x7 TAC support, SW updates, and NBD advance replacement for HW
CCADV-UPG-XV2-2T-1	Cambium Care Advanced Add-on to cnMaestro X, 1-year support for one XV2-2T1. 24x7 TAC support, SW updates, and NBDS advance replacement for HW
CCADV-UPG-XV2-2T-3	Cambium Care Advanced Add-on to cnMaestro X, 3-year support for one XV2-2T1. 24x7 TAC support, SW updates, and NBDS advance replacement for HW
CCADV-UPG-XV2-2T-5	Cambium Care Advanced Add-on to cnMaestro X, 5-year support for one XV2-2T1. 24x7 TAC support, SW updates, and NBDS advance replacement for HW
CCPRO-SUP-XV2-2T-1	Cambium Care Pro, 1-year support for one XV2-2T Wi-Fi 6 AP. 24x7 TAC support and SW updates
CCPRO-SUP-XV2-2T-3	Cambium Care Pro, 3-year support for one XV2-2T Wi-Fi 6 AP. 24x7 TAC support and SW updates
CCPRO-SUP-XV2-2T-5	Cambium Care Pro, 5-year support for one XV2-2T Wi-Fi 6 AP. 24x7 TAC support and SW updates

## XV2-2T1 Wi-Fi 6 Outdoor Access Point

### LIMITED WARRANTY

Cambium Networks XV2-2T1 Wi-Fi 6 Access Point includes a 3-year hardware warranty.

#### About Cambium Networks

Cambium Networks enables service providers, enterprises, industrial organizations, and governments to deliver exceptional digital experiences and device connectivity with compelling economics. Our ONE Network platform simplifies management of Cambium Networks' wired and wireless broadband and network edge technologies. Our customers can focus more resources on managing their business rather than the network. We make connectivity that just works.

[cambiumnetworks.com](https://www.cambiumnetworks.com)

12302024